

# SPT499



HENAN SPT MACHINERY  
EQUIPMENT CO., LTD.

## Mini Crawler Crane (Spider Crane)

SPT Brand Spider Crane - Benchmarking  
the World's Highest Standard

Intelligent, safe and more durable

# SPT499



Max lifting height 17.5m

Capacity 5.0t×3.0m

Weight 5900kg

Working radius 16.50m

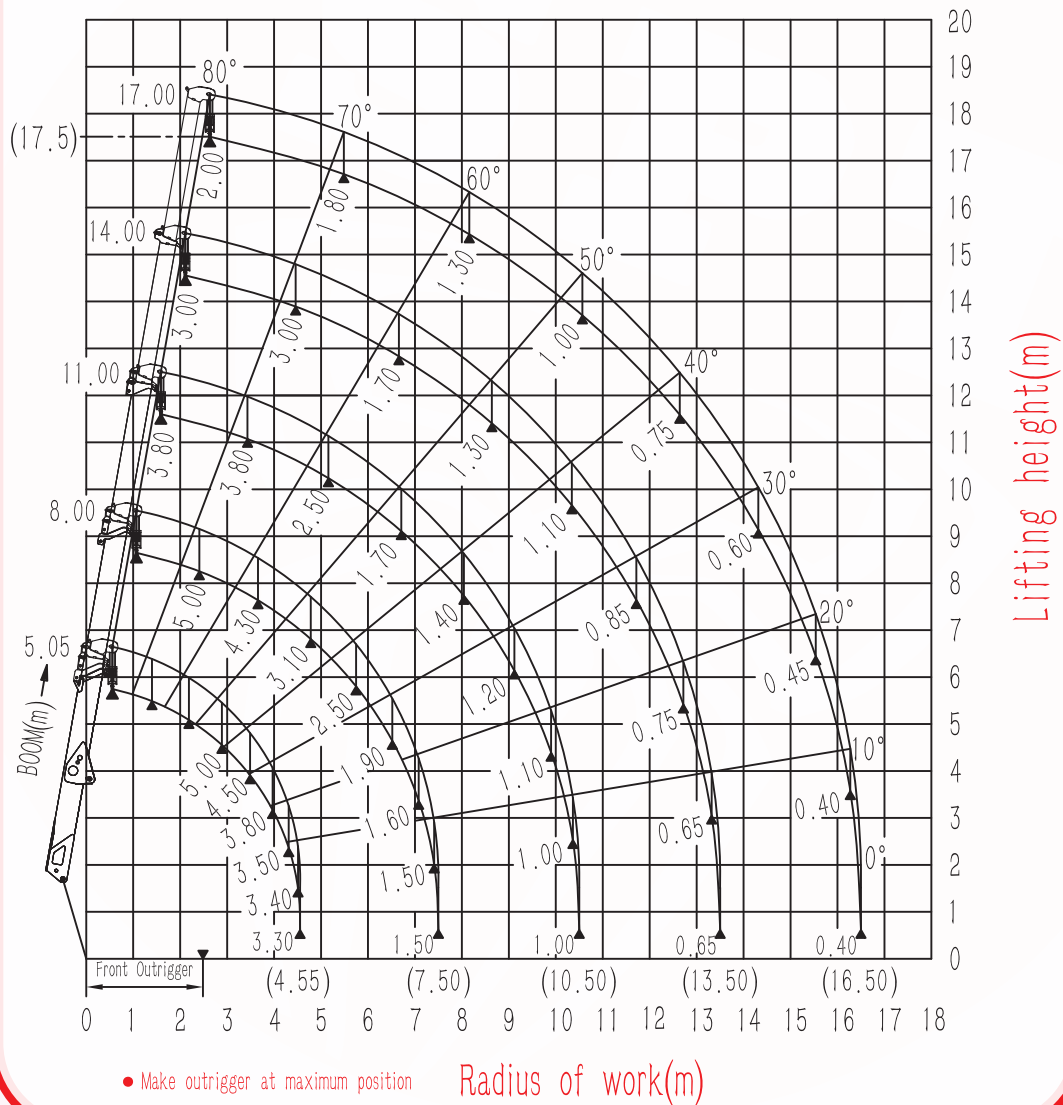
# SPT499



## Working Range Diagram Without Fly Jib

SPT499 Working Range Diagram

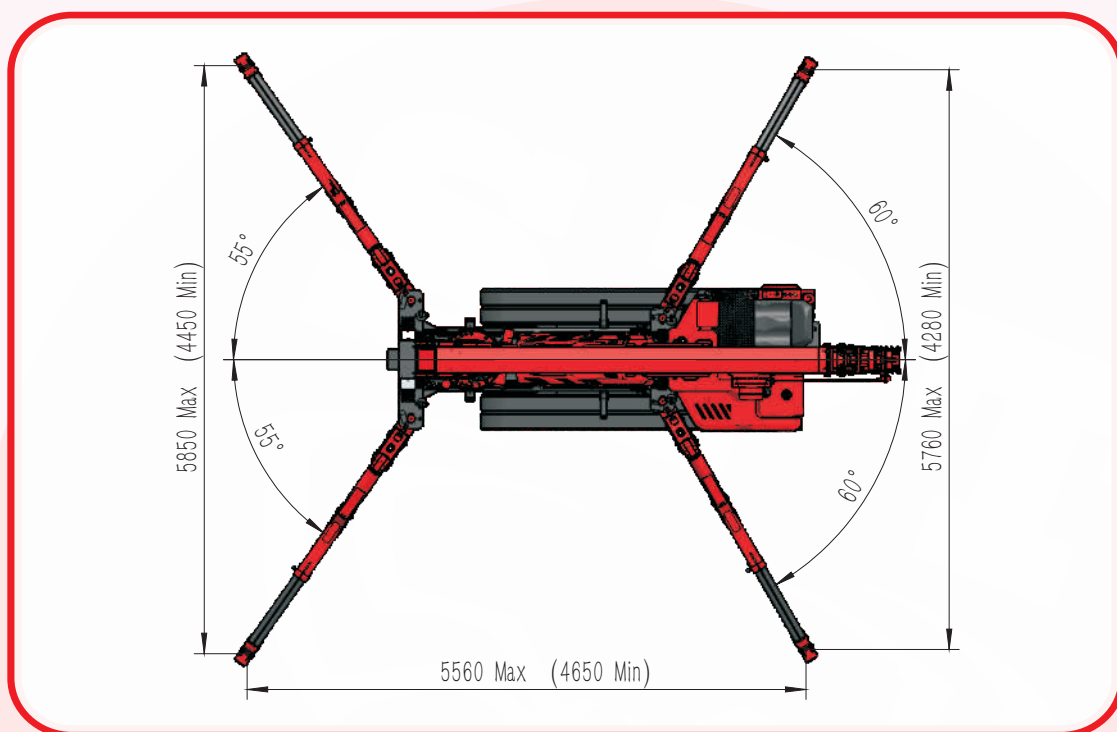
499-11  
Weight: T



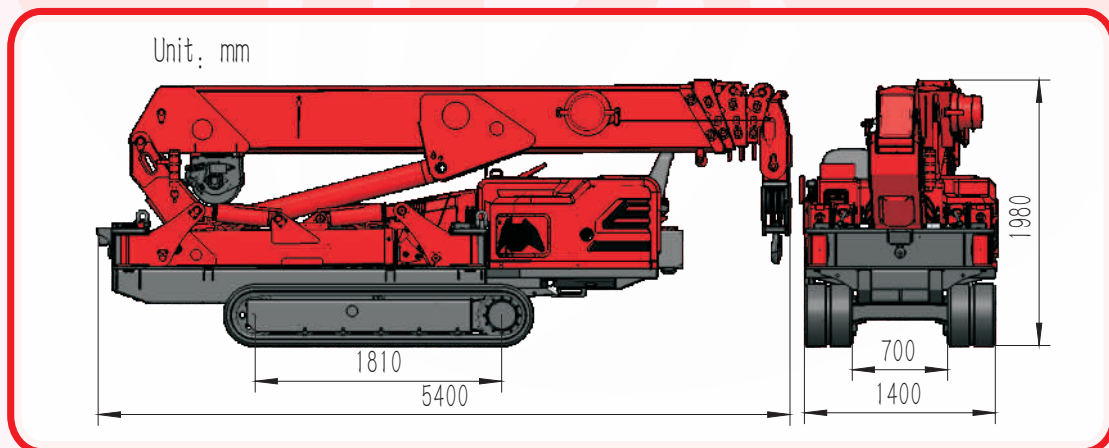
# SPT499



## Outrigger Footprints



## Dimensions



# SPT499



## Specifications

|                             |                                                                                                                                                                                                                                                                                                                                                                                                                                                                                                                      |                                                           |
|-----------------------------|----------------------------------------------------------------------------------------------------------------------------------------------------------------------------------------------------------------------------------------------------------------------------------------------------------------------------------------------------------------------------------------------------------------------------------------------------------------------------------------------------------------------|-----------------------------------------------------------|
| Model                       | SPT499                                                                                                                                                                                                                                                                                                                                                                                                                                                                                                               |                                                           |
| Capacity                    | 5.0t × 3.0m                                                                                                                                                                                                                                                                                                                                                                                                                                                                                                          |                                                           |
| Working radius              | 16.50m × 0.40t                                                                                                                                                                                                                                                                                                                                                                                                                                                                                                       |                                                           |
| Ground lifting height       | 17.5m × 2.0t                                                                                                                                                                                                                                                                                                                                                                                                                                                                                                         |                                                           |
| Underground lifting height  | 17.5m-4 fall 35m-2 fall 70m-1 fall                                                                                                                                                                                                                                                                                                                                                                                                                                                                                   |                                                           |
| Winch device                | Hook speed                                                                                                                                                                                                                                                                                                                                                                                                                                                                                                           | 0-14m/min ( 4 fall )                                      |
|                             | Rope type                                                                                                                                                                                                                                                                                                                                                                                                                                                                                                            | Φ10mm × 80m                                               |
| Telescopic system           | Boom form                                                                                                                                                                                                                                                                                                                                                                                                                                                                                                            | 5 section boom, hexagonal box construction                |
|                             | Boom length/Time                                                                                                                                                                                                                                                                                                                                                                                                                                                                                                     | 5.05m-17.00m/45sec                                        |
| Up and downs                | Boom angle/Time                                                                                                                                                                                                                                                                                                                                                                                                                                                                                                      | 0-80° /18sec                                              |
| Slew system                 | Slew angle/Speed                                                                                                                                                                                                                                                                                                                                                                                                                                                                                                     | 0-360° ( continuous ) /30sec                              |
| Outrigger                   | Outrigger active form                                                                                                                                                                                                                                                                                                                                                                                                                                                                                                | Manual+Hydraulic                                          |
|                             | Maximum extended dimensions (mm)                                                                                                                                                                                                                                                                                                                                                                                                                                                                                     | 5560 ( Length ) X5850 ( Front ) X5760 ( Back )            |
| Traction system             | Walking way                                                                                                                                                                                                                                                                                                                                                                                                                                                                                                          | Hydraulic motor drive、 2 speed                            |
|                             | Walking speed                                                                                                                                                                                                                                                                                                                                                                                                                                                                                                        | 0-2.5km/h                                                 |
|                             | Grade ability                                                                                                                                                                                                                                                                                                                                                                                                                                                                                                        | 20° ( 36% )                                               |
|                             | Ground length × width                                                                                                                                                                                                                                                                                                                                                                                                                                                                                                | 1810mm × 350 mm                                           |
|                             | Ground pressure                                                                                                                                                                                                                                                                                                                                                                                                                                                                                                      | 44kpa ( 0.45 kgf / cm <sup>2</sup> )                      |
| Electric motor              | Voltage                                                                                                                                                                                                                                                                                                                                                                                                                                                                                                              | AC380V ( Optional )                                       |
|                             | Power/Speed                                                                                                                                                                                                                                                                                                                                                                                                                                                                                                          | 7.5kw/1440 min-1                                          |
|                             | Sound level                                                                                                                                                                                                                                                                                                                                                                                                                                                                                                          | Rated speed ≤78dB ( A ) ( 1m )                            |
| Diesel engine               | Model                                                                                                                                                                                                                                                                                                                                                                                                                                                                                                                | 3TNV80F ( YANMAR )                                        |
|                             | Type/Displacement                                                                                                                                                                                                                                                                                                                                                                                                                                                                                                    | 3 Cylinder water cooled/1.266L                            |
|                             | Rated output                                                                                                                                                                                                                                                                                                                                                                                                                                                                                                         | 14.6kw/2400 min-1                                         |
|                             | Starting method                                                                                                                                                                                                                                                                                                                                                                                                                                                                                                      | Electric                                                  |
|                             | Operating temperature                                                                                                                                                                                                                                                                                                                                                                                                                                                                                                | -5° C~40° C                                               |
|                             | Fuel/Volume                                                                                                                                                                                                                                                                                                                                                                                                                                                                                                          | Diesel/40L                                                |
|                             | Battery capacity                                                                                                                                                                                                                                                                                                                                                                                                                                                                                                     | 12v 45AH                                                  |
|                             | Specific fuel consumption                                                                                                                                                                                                                                                                                                                                                                                                                                                                                            | 272g/kW-h                                                 |
|                             | Sound Level                                                                                                                                                                                                                                                                                                                                                                                                                                                                                                          | Rated speed ≤84dB ( A ) ( 1m )                            |
| Applied regulation/Altitude | EPA-Tier4, EC stage V/1200m                                                                                                                                                                                                                                                                                                                                                                                                                                                                                          |                                                           |
| Operate system              | Type of operation                                                                                                                                                                                                                                                                                                                                                                                                                                                                                                    | Wireless remote control and Dual axis joystick controller |
|                             | Operating characteristic                                                                                                                                                                                                                                                                                                                                                                                                                                                                                             | Full proportional control                                 |
| Dimension                   | Length × Width × Height                                                                                                                                                                                                                                                                                                                                                                                                                                                                                              | 5400mm × 1400mm × 1980mm                                  |
| Weight                      | ( Without optional equipment )                                                                                                                                                                                                                                                                                                                                                                                                                                                                                       | 5900kg                                                    |
| Standard configuration      | Diesel engine, Electric motor, Radio remote control, Searcher hook, Black rubber track, Intelligent display screen, Moment limiter, Over hoist alarm and automatic stop device, Three-winding alarm and automatic stop device, Automatic hook stow, Outrigger position detector device, Outrigger off the ground alarm and automatic stop device, Slings rope detachment protector, EMO switch, Three color lamp, Remote control lamp, Voice prompt, Walking/Outrigger/Boom three-mode interlocksystem, Data records |                                                           |
| Optional configuration      | Glass suction, White rubber track, Manual fly jib, Hydraulic fly jib, Single-man basket, Outrigger pads                                                                                                                                                                                                                                                                                                                                                                                                              |                                                           |

# SPT499



## ■ Total rated load Outriggers at Maximum position(4fall)

| Working radius (m) | Total rated load (t) |        |         |         |         |
|--------------------|----------------------|--------|---------|---------|---------|
|                    | 5.05吊臂               | 8.00吊臂 | 11.00吊臂 | 14.00吊臂 | 17.00吊臂 |
| 2.50               | 5.00                 | 5.00   | 3.80    | 3.00    | —       |
| 3.00               | 5.00                 | 5.00   | 3.80    | 3.00    | 2.00    |
| 3.50               | 4.50                 | 4.50   | 3.80    | 3.00    | 2.00    |
| 4.00               | 3.80                 | 3.80   | 3.80    | 3.00    | 2.00    |
| 4.55               | 3.30                 | 3.30   | 3.30    | 3.00    | 2.00    |
| 5.00               |                      | 2.80   | 2.80    | 2.80    | 2.00    |
| 6.00               |                      | 2.20   | 2.20    | 2.20    | 1.70    |
| 7.00               |                      | 1.60   | 1.60    | 1.60    | 1.60    |
| 7.50               |                      | 1.50   | 1.50    | 1.50    | 1.50    |
| 8.00               |                      |        | 1.40    | 1.40    | 1.40    |
| 9.00               |                      |        | 1.20    | 1.20    | 1.20    |
| 10.00              |                      |        | 1.10    | 1.10    | 1.10    |
| 10.50              |                      |        | 1.00    | 1.00    | 1.00    |
| 11.00              |                      |        |         | 0.90    | 0.90    |
| 12.00              |                      |        |         | 0.80    | 0.80    |
| 13.00              |                      |        |         | 0.70    | 0.70    |
| 13.50              |                      |        |         | 0.65    | 0.65    |
| 14.00              |                      |        |         |         | 0.60    |
| 15.00              |                      |        |         |         | 0.50    |
| 16.00              |                      |        |         |         | 0.45    |
| 16.50              |                      |        |         |         | 0.40    |